

**College of Medicine
3-Year Mid-Cycle Review for Tenure-Accruing Faculty
Candidate's Self-Assessment
(Format revised 2022)**

NAME:

DEPARTMENT:

CURRENT RANK:

2. BRIEF DESCRIPTION OF JOB DUTIES

Please delete this text box after completing this section

Briefly describe your assigned duties and responsibilities. Provide context for these responsibilities (ie. the relevance and importance to your discipline and UF)

* For sections 2 and 3 use first person. Paragraph preferred (vs. list).

*Tell which mission(s) you have attained excellence.

*You must attain excellence in your primary mission area.

*Be explicit, "I am a clinical assistant professor of pediatrics in the division of general pediatrics and I have achieved distinction in the educational mission."

*Address all missions and note here any gaps in assignment or < 100% FTE.

*If recently coming from another institution, tell us what you did there (briefly)

*Two areas of excellence required for tenure, one (primary) required for MM, but also tell us about your other responsibilities.

Tell your story – which will be supported by the rest of the packet.

No more than 1 -1.5 pages for both sections 2 & 3, ok to be less.

a. Impact of COVID pandemic on Job Duties.

Please delete this text box after completing this section

This section is optional. In this optional section faculty may provide statement regarding the impact of the COVID-19 pandemic on the nominee's professional life -- up to 500 words. This statement should explain how the nominee adjusted/compensated for pandemic related difficulties impacting their research, teaching, clinics, extension or service. Please see

<http://aa.ufl.edu/policies/tenure-and-promotion-information/> for more details.

3. AREAS OF SPECIALIZATION

Please delete this text box after completing this section

Briefly describe your assigned duties and responsibilities. Provide context for these Briefly describe your area(s) of specialization. Please frame your specialty within the context of your discipline and the mission of your unit(s) and UF.

4. EFFORT REPORTED SINCE LAST PROMOTION (NOT TO EXCEED TEN YEARS), OR SINCE UF EMPLOYMENT, whichever is more recent

Please delete this text box after completing this section

*Populated assignments can updated to reflect accurate percentages but the table format must not be altered. Make sure that the percentages for each term/year equal 100%. This is where you are spending your time, not sources of your salary.

This section will auto-populate from your record in the Effort Reporting System starting with 2011 when you pull your packet from the Myufl system. If you were employed or promoted at UF prior to 2011, please add your approximate effort into the chart for the earlier years, following the established reporting for effort (see <http://hr.ufl.edu/wp-content/uploads/instructionguides/EffortReportingActivityCategories.pdf>).

*Applicants with two primary appointments must consolidate the assignments in one effort table to show proportional activity across both appointments. For example: an applicant with two 0.50 FTE appointments who has a 100% research assignment in one and a 0% research assignment in the other, will report a 50% research assignment.

*Note: overload assignments are not reported in the promotion packet.

*If you have questions about the effort reported, contact your unit effort reporting coordinator.

*If you are being considered for tenure or permanent status and were hired during this current academic year, also include assigned activity for the current year at UF.

The chair's/director's letter should provide an explanation of any significant changes in assignment.

Department

Term/Year	Teaching	Research	Service	Extension	Clinical	Sabbatical	Leave	Other	Total

5. EDUCATIONAL BACKGROUND

Please delete this text box after completing this section

This section will auto-populate from your record in the UFHR database; it is the candidate's responsibility to check for accuracy. If you find a discrepancy, contact Faculty Relations at opt@admin.ufl.edu. If any corrections are made in the UFHR database, you will need to save and reload the template again as a PDF file.

*HR only maintains faculty degree information such as Master's, Bachelor's, PhD, MD, JD, and other academic or professional degrees. Fellowship, residency, and post doctoral information, must be added in Section 5 of the OPT template word document by the candidate/faculty member.

The chair's/director's letter should provide an explanation of any significant changes in assignment.

Institution	Field of Study	Degree	Year

6. EMPLOYMENT

Please delete this text box after completing this section

*Please use the word "Clinical or Research" in front of the rank for non-tenured faculty positions. Tenure track or non-tenure track should be listed for each position. List rank and Administrative positions.

List your employment history, with UF employment appearing first. Please show employer, ranks and administrative positions you held at each place of employment, effective dates of each title and whether or not the position was tenured, tenure-accruing, or non-tenure-accruing if employment was with an institution of higher education. Affiliate, joint, courtesy appointments should be listed in section 20.

Institution	Position	Dates

Please delete this text box after completing this section

ITEMS #7-8 may be omitted.

9. TEACHING, ADVISING, AND INSTRUCTIONAL ACCOMPLISHMENTS

Please delete this text box after completing this section

In no more than 750 words, describe your teaching, advising, professional responsibilities (Librarians), and/or instructional accomplishments. Provide context for these responsibilities (ie. the relevance and importance to your discipline and UF), a brief statement of your teaching philosophy and how it is supported by your activities, and the primary educational goals and outcomes of your teaching program. Include, as appropriate, curriculum and course development, service as a graduate or undergraduate coordinator, supervised research through credit courses, and the development of new courses, educational software and multimedia materials.

Undergraduate instructional activities may include supervision of honors theses and research projects.

Syllabi, course examinations and other materials used in classroom instruction should be made available at all levels for review as needed or requested. However, they should not be included in the packet (except for those cases covered in Section 11).

10. TEACHING EVALUATIONS

A.

Please delete this text box after completing this section

UF teaching evaluations for the past 10 years will auto-populate in this section. For cases involving only promotion, include evaluations only since your last promotion not to exceed ten years. In the box provided for each course, you must indicate whether or not the course was team-taught (and the percentage for which you were responsible), the mode of delivery (classroom, online, distance learning context,) and whether the course was required.

(Required courses are General Education courses, or those required for a particular major.) If you have any questions as to the accuracy or completeness of the data, send a query to evaluations@ufl.edu and GatorEvals-Support@ufl.edu. Any inaccuracies must be corrected in the database in order for them to be permanent. If any corrections are made in the Evaluation database, you will need to save and reload the template again as a PDF file. The University process does **not** require a summary of all teaching evaluations. If your college

relevant & useful.								
The course fostered regular interaction between student and instructor.								
Course activities and assignments improved my ability to analyze, solve problems, and/or think critically.								
Overall, this course was a valuable educational experience.								

Please delete this text box after completing this section

*None of the teaching evaluations from New Innovations will auto-populate only those who have registered courses. Therefore, it would be helpful if you could format the new innovations material into charts like the example above.

*Please be sure to indicate and list whether or not it was Team Taught

*Please be sure to indicate whether or not it was a required course.

*In cases where the number of responses is greater than the number enrolled, provide a footnote explanation

Please use the heading below (or something similar) if adding resident evaluations.
Resident Evaluations

**Generating Faculty Evaluation Summary for P&T Packet
(Only applies to resident/fellow & PA student evaluations of faculty.)**

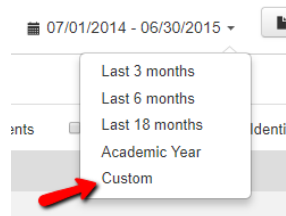
Please contact your Department/Division program coordinator to generate these reports for you.

Go to *Evaluations > Reports*

Click the **Overall** Tab

Click the Dropdown for date select Academic Year to generate reports by Academic Year.

You can also choose Custom and generate a cumulative report.



Kollar, Dotti
 Evaluated 11 times
 Has completed 27 evaluations
 Rotation Data...

7/1/2014 - 6/30/2015 - [View PDF](#)

Overall | Tags | Comments | Grading Profile | Compliance | Exportable Data

Comments Scoring Details

Form: Resident Evaluation of Faculty

Attending provides adequate supervision during rotation.

Grade Score	Average	Peer Average	Minimum	Maximum	Standard Deviation
Poor - Excellent	4.55	0	4	5	0.52

Attending provides adequate supervision during transitions in care.

Grade Score	Average	Peer Average	Minimum	Maximum	Standard Deviation
Poor - Excellent	4.64	0	4	5	0.50

When you click view PDF, you will have the option to generate multiple faculty reports by selecting the appropriate checkbox. These reports will be e-mailed to you. Each person's report will come in an individual email, so they can be forwarded to the appropriate person.

If your coordinators are having difficulty generating these reports, please have them contact Sony Kuruppacherry.

E-mail- kurupsj@ufl.edu

Phone – 394-5314

Please delete this text box after completing this section

How to get Promotion and Tenure data from New Innovations Medical Student Evaluations

Here are instructions for getting Promotion and Tenure evaluation data out of New Innovations.

Assistance

Call Alex Dompe for assistance if you have any difficulty or questions.

Alex Dompe
 Data Management Analyst

adompe3@ufl.edu
 (352)294-8654

The Data Source

The main source of data comes from New Innovations Evaluation Reports and is limited to the number of times the faculty was evaluated, the average score per question for the faculty, and the overall average score for per question during the semester.

8/6/2017 to 1/5/2018 Was evaluated 146 times on the following rotations: -BMS 6810 Introduction to Clinical Medicine I / UF COM, Medical School

Tag Name	Question	Scale	Average	Peer Averages	Minimum	Maximum	Mode	Standard Deviation
B10	Question: Your overall rating of this instructor:	Rating	4.62	4.23	3.00	5.00	5	0.59
B1	Question: Description of group objectives and assignments:	Rating	4.59	4.36	3.00	5.00	5	0.60
B2	Question: Communication of ideas and information:	Rating	4.63	4.25	3.00	5.00	5	0.62
B3	Question: Expression of expectations for performance:	Rating	4.64	4.34	3.00	5.00	5	0.58
B4	Question: Availability to assist students in or out of class:	Rating	4.65	4.49	3.00	5.00	5	0.64
B5	Question: Respect and concern for students:	Rating	4.68	4.56	2.00	5.00	5	0.61
B6	Question: Stimulation of your interest in the subject(s) taught:	Rating	4.53	4.34	3.00	5.00	5	0.66
B7	Question: Facilitation of your learning:	Rating	4.56	4.28	3.00	5.00	5	0.62
B8	Question: Enthusiasm for the subject:	Rating	4.63	4.55	3.00	5.00	5	0.61
B9	Question: Encouraged students to think independently, creatively and critically:	Rating	4.48	4.38	2.00	5.00	5	0.73

Locating the Evaluations

To locate the evaluating departments for a faculty member, log in to New Innovations and go to the Medical School department using the dropdown in the upper right corner.



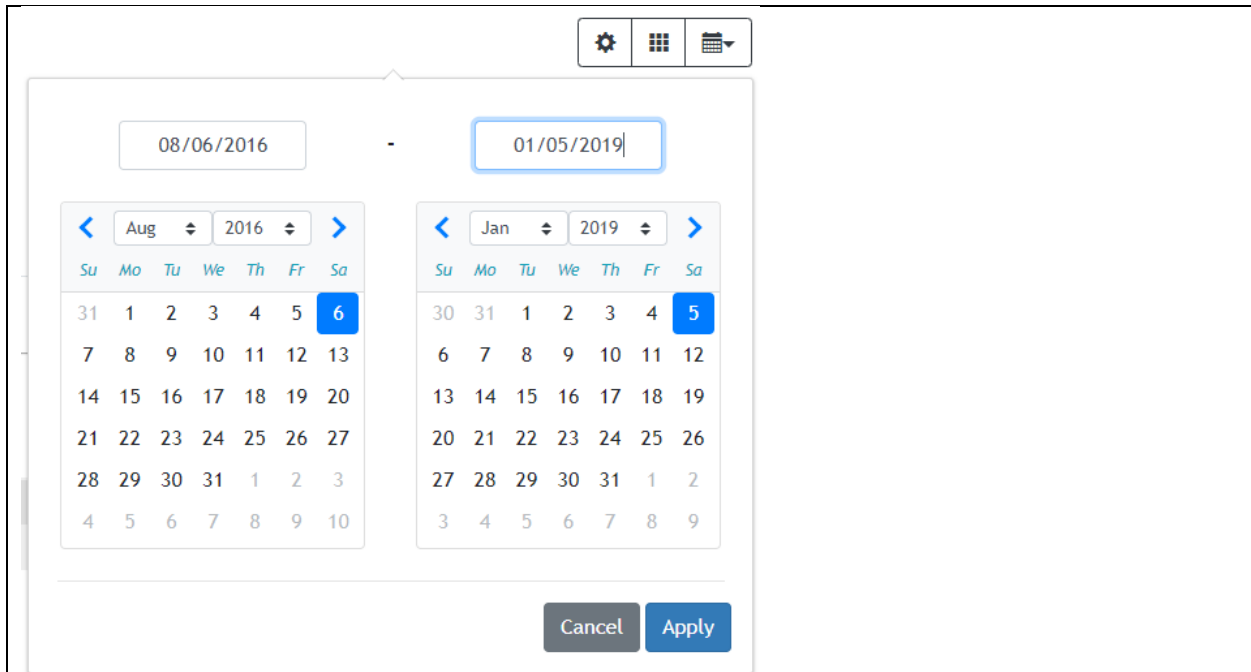
A screenshot of a web interface showing a dropdown menu with 'Medical School' selected and a 'Go' button next to it.

From Medical School, you can run a report on a faculty member to see which departments conducted an evaluation on them.

Open Evaluations > Reports and use the calendar icon on the right of the screen to enter a date range.



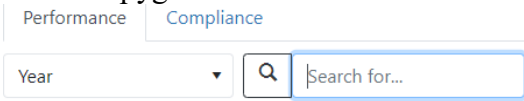
Enter the date range of all the semesters needed for the Promotion and Tenure report.



Once the date range is set, click on the Action button to the right of Faculty Reports and click View.



Use the spyglass button to search for the faculty member.



Take note of each department that has instructor evaluations for the faculty. In the next step, you will visit these departments to extract your reports.

Performance		Compliance			
Rotation	<input type="text" value="Arisj"/>				
Name	Division	Start Date	End Date	Location	Evals
-BMS 6300 Fundamentals of Microbiology and Immunology					
Aris, John	BMS 6300 Fundamentals of Microbiology and Immunolo	01/10/2017	02/10/2017	UF COM, Medical School	117
-BMS 6632 Endocrinology and Reproduction					
Aris, John	BMS 6632 Endocrinology and Reproduction	01/03/2017	01/27/2017	UF COM, Medical School	104
-BMS 6816 Introduction to Cancer Biology and Clinical Oncology					
Aris, John	BMS 6816 Introduction to Cancer Biology and Clinic	01/03/2017	02/23/2017	UF COM, Medical School	1
Aris, John	BMS 6816 Introduction to Cancer Biology and Clinic	01/01/2017	02/23/2017	UF COM, Medical School	112
MDC7200: MEDICINE CLERKSHIP					
Amaris, Manuel	COM Medicine	03/27/2017	04/21/2017	UF COM, Medical School	2
Amaris, Manuel	COM Medicine	02/27/2017	03/24/2017	UF COM, Medical School	1
MDC7800: NEUROLOGY CLERKSHIP					
Chuquilin Arista, Miguel	COM Neurology	01/03/2017	01/27/2017	UF COM, Medical School	2
Chuquilin Arista, Miguel	COM Neurology	02/13/2017	03/10/2017	UF COM, Medical School	2
Chuquilin Arista, Miguel	COM Neurology	02/13/2017	04/12/2017	UF COM, Medical School	3

Downloading the Reports

Go to each department to collect the evaluation data.

Go to Evaluations > Reports and collect the data for the semester by using the calendar icon to set the date range.

Because our courses do not follow the UF semesters system, there is no perfect way to get all of the evaluations for a given semester, so one recommendation is to use back-to-back cutoff dates so that no evaluation overlaps or goes uncounted. Below is a suggested block of dates for the 2017 – 2018 academic year.

- 2017 Fall: 8/6/2017 – 1/5/2018
- 2018 Spring: 1/6/2018 – 5/5/2018
- 2018 Summer: 5/6/2018 – 8/5/2018

This is the date range set for Fall 2018.

Library

Reports Downloads



08/06/2018 - 01/05/2019

Favorites Only

After the semester's date range has been set, click on Action then View next to Faculty Reports.

▼ **Student Reports** +
 All Students Action ▼


▼ **Faculty Reports** +
 All Faculty Action ▼

▼ **Rotation Reports** +
 All Rotations View
Action ▼

The faculty's image will appear on their faculty evaluation page. Click on the Responses tab below the image and check Show Hi/Lo Scores. Do not check Scoring Details, Identify Evaluators, or Show Comments. Click on the angled arrow and select Export PDF.

Performance Responses Comments

Form ▼ Scoring Details Show Hi/Lo Scores
 Identify Evaluators Show Comments

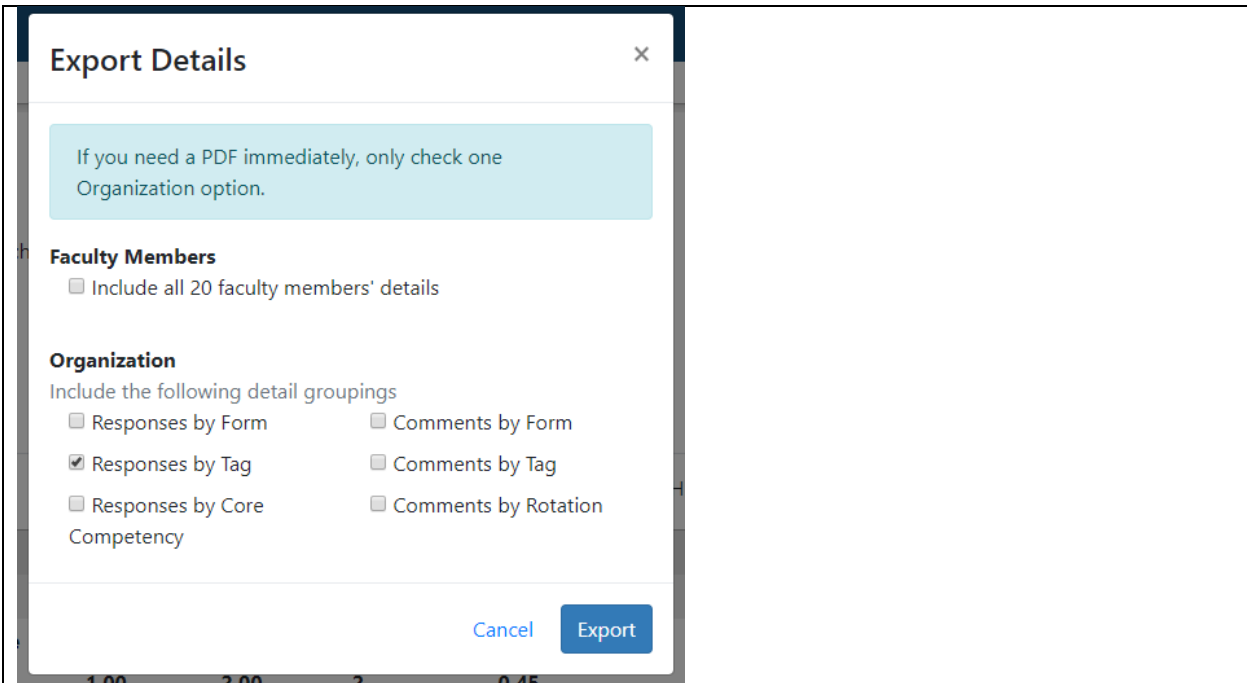
Q Sort A-Z ▼ 

▼ **Instructor Evaluation 06/23/2017** **BMS 6810 Introduction to** Export PDF

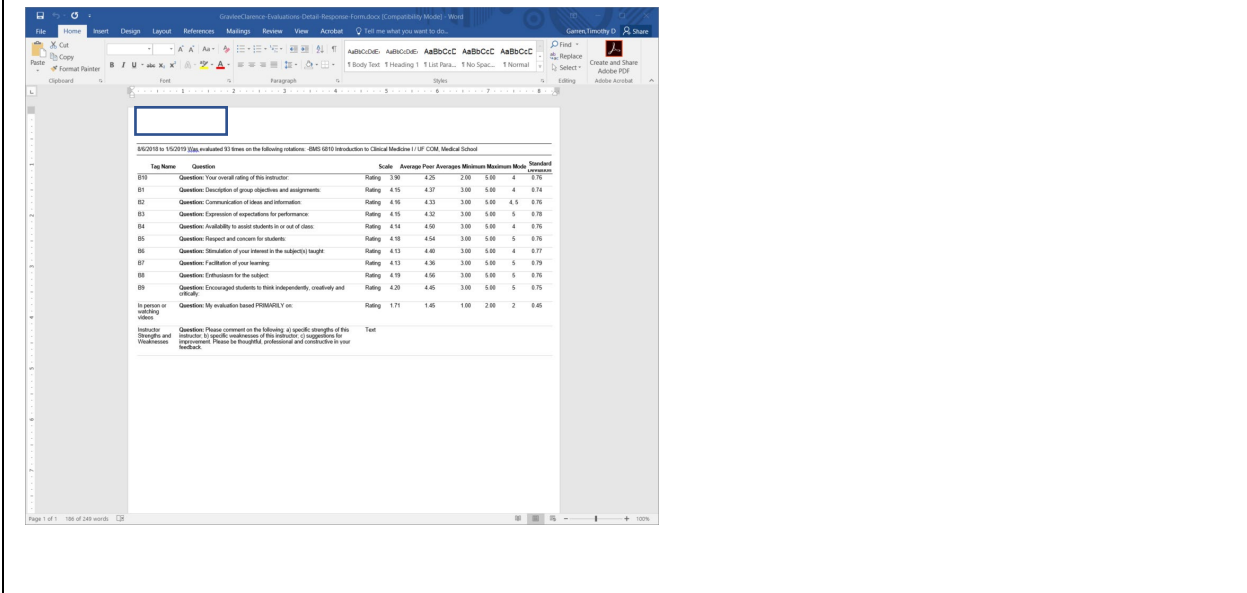
▼ **My evaluation based PRIMARILY on:**

Grade	Average	Peer Average	Minimum	Maximum	Mode
Scale	1.71	1.45	1.00	2.00	2
Attending lectures in person - Watching					

A pop-up window will appear for the selection of the Export Details. Be sure to check only the Responses by Tag box. Then click Export.



The report will be downloaded to the location of your choice as a PDF document. Use Adobe Acrobat Pro DC to convert the document to Word or clip an image from the PDF for your report. Repeat the process for all of the other departments and semesters.



B. Peer assessments should be included here, if available.

Please delete this text box after completing this section

*The Peer Evaluations for Teaching Template is located via the following link:
<http://facultyaffairs.med.ufl.edu/faculty-resources/tenure-promotion/2012-2013-com-guidelines-new/peer-evaluation-forms-2/>

11. EDUCATIONAL PORTFOLIO (if applicable)

Please delete this text box after completing this section

This section is for those units where faculty are expected to develop portfolios in which they document excellence in educational scholarship, leadership and service. If you are in one of these units, include a summary of the recommended portfolio, if available. The full portfolio should be available off-line and may be requested for review.

Faculty such as Lecturers whose primary assignment is in teaching and service should include in this section illustrative examples of materials that document the instructional accomplishments described in Section 9. Examples may include sample exams, excerpts from syllabi, and any evidence of teaching effectiveness. Select sample materials carefully: the quality of the materials is more important than their quantity.

Educational Portfolio, College of Medicine Template

The five headings listed below are designed to provide candidates with the opportunity to document their achievement of distinction in teaching/education. Include all elements that are relevant. You do not need to list items which are not applicable to your circumstances. This segment is not intended to duplicate other aspects of the packet, but to enhance and expand the descriptions of your educational accomplishments. You may also indicate “see Educational Portfolio” for relevant referencing within your description of accomplishments in Section #9 (Teaching, Advising, and Instructional Accomplishments). However, you should not avoid completion of a thoughtful response to Section #9. The quality of the elements included in this portfolio is more important than quantity. **Please keep to a limit of 12 pages for the entire portfolio.** You may include selected illustrative examples of course syllabi, assessment tools, novel instructional media, etc. in this portfolio (#3f). **Instructions (in italics) may be deleted** from the completed portfolio.

1. Instructional Activities and Evaluations.

Please delete this text box after completing this section

List all your instructional activities since hire, or since your last promotion – whichever is applicable -- under the applicable categories. If any are recurring activities, list once and indicate the number of times or years you have performed the role(s).

a. Teaching Activities and Evaluations.

i. Course Director

Please delete this text box after completing this section

(indicate if for the College of Medicine, Graduate School, undergraduate course. Provide course number and title. Semester and year(s) you were course director.

ii. Lectures within Courses

Please delete this text box after completing this section

(lecture title, course name and number, semester and year(s) provided)

iii. Lectures in other forums

Please delete this text box after completing this section

(indicate lecture title and venue, dates, location – if not onsite. CME course can be included here.)

iv. Small group and seminar sessions led

Please delete this text box after completing this section

(provide course name, frequency of meetings, semester and years(s).

v. Clinical teaching of professional students

Please delete this text box after completing this section

(medical students, nursing students, PA students, etc.) Provide a description of setting, type of trainee, frequency of contact, number of trainees for each rotation. Indicate the number of weeks or months for each academic year you serve as clinical instructor.

vi. Clinical teaching of residents or fellows.

Please delete this text box after completing this section

Provide a description of setting, type of trainee, frequency of contact, number of trainees for each rotation. Indicate the number of weeks or months for each academic year you serve as clinical instructor. Provide estimates if exact figures are not available. E.g. “I had an average of two [specialty] residents on my service for 3 weeks at a time over 4 months of the year.”

2. Educational materials.

Please delete this text box after completing this section

Describe new and revised syllabi, assessment tools, video and on-line instruction, simulation methods, and others. Enter illustrative examples in this section, if relevant

- a. **Course development**
- b. **Curriculum development**
- c. **In person, one on one education or course series**
- d. **Workshop**
- e. **Peer review activities related to educational scholarship.**

3. Educational Leadership/Recognition

- a. **Major educational Responsibilities.**

Please delete this text box after completing this section

Indicate role, title, and inclusive dates (e.g. clerkship director, program director, residency director, vice chair for education, assistant dean, etc.)

4. Mentorship.

Please delete this text box after completing this section

Describe individuals and groups mentored by category below. Indicate, if available, the achievements and accomplishments of mentees. List any individual research mentees. Describe any group mentees, e.g. residency interest groups.

- a. **Faculty** *Include scholarly mentoring of junior faculty, participation in peer evaluation, etc.*
- b. **Residents and fellows**
- c. **Students**
- d. **Post-doctoral fellows**

5. Letter from an education supervisor.

Please delete this text box after completing this section

Insert a narrative from the relevant supervisor (residency program director, course director, department chair, Associate Dean for Education, etc.) documenting your performance in your teaching role. Include the scope of teaching, evidence of creativity, highlights or major accomplishments, use of novel and varied pedagogical methods, and responsiveness to feedback regarding teaching skills.

12. GRADUATE COMMITTEE ACTIVITIES

Please delete this text box after completing this section

This section will auto-populate from Graduate Information Management System (GIMS) information; it is the candidate's responsibility to check for accuracy. To update your committee information please contact your departmental staff. You will need to reload the template as a PDF file after updates are made in the GIMS database. If you find an error or discrepancy, contact the Graduate School at graddata@ufl.edu. You may also indicate with an asterisk on your role that a Master's committee was a non-thesis option. For active committees please indicate the anticipated completion date.

Candidate's Role	Student	Major	Complete Date

13. CONTRIBUTION TO DISCIPLINE/RESEARCH NARRATIVE

Please delete this text box after completing this section

In no more than 750 words explain your research/creative contribution to your discipline. Describe briefly the overall area within which your research/creative program falls and how your publications, creative work, research projects, grants, fellowships, extension works, etc., reflect your research/creative program and your achievements. There is no need to cite specific works or grants listed elsewhere in the packet. Simply reference works published, exhibited, or supported by various sources. Please address the quality of the journals in which you publish and the impact of your research/creative program. Please characterize the nature and extent of your contributions to major publications of which you are not the sole author or senior/principal author.

14. CREATIVE WORKS OR ACTIVITIES

Please delete this text box after completing this section

This area should be used to list exhibitions, concerts, performances, commissioned works, audio/visual materials developed, software written, cultivars developed, or other similar creative works, including dates. Include published critical reviews of these creative works in this section. Create a subheading for PowerPoint presentations, if applicable. Refer to instructional and informational presentations that may be delivered numerous times as “Instructional Multimedia Presentations” rather than “PowerPoint Presentations.” Do not list individually, but summarize for each year. Create a subheading for publications developed in support of web based communication and teaching, such as Webinars, if applicable.

15. PATENTS AND COPYRIGHTS

Please delete this text box after completing this section

Include date(s) with each item and give an indication of the significance of its (their) contribution to the profession/discipline. **NOTE: If you have entered your patents and copyrights in this OPT self-service module, they will auto-populate in this section.**

16. PUBLICATIONS

Please use the following “key” to indicate author relationships:

Senior/principal author(s) = Underline

Self = bold

Fellow = f

Graduate Student = g

Other = &

Post-Doctoral Associate/Fellow = p

Resident = r

Please delete this text box after completing this section

The citation format is your choice, but entries should contain the information requested. Please include the names of all authors. Include all subcategories and if there are no entries, write “None.” Put EDIS publications in a separate section under “g. Non-refereed Publications.” Indicate that they are peer-reviewed and provide the URL. **NOTE: If you have entered your publications in this OPT self-service module, they will auto-populate in this section.**

*Do not delete the publications key, please still delete the instructions above.

*You should use the on-line publication tool for this section-Publications will format into the online template and you can then cut and paste that section back into your main working document.

*You will want to include all sections numbers etc. and place the word “None” if the faculty member does not have any information to provide.

*You should number each section starting with number 1.

*Use Section 34 for acceptance letters and information on submitted or forthcoming publications.

*Books that are under contract but have not yet been completed or accepted for publication are to be listed in Section 34. (Note that a contract from a publisher is not sufficient to claim a book is “accepted” or “in press.”)

Do not include theses and dissertations in the publication listing.

The following information should be considered when compiling the publication listing:

(1) Refereed Journals: A paper is considered “refereed” if it appears in a journal (or proceedings) whose papers are published only after review and acceptance by one or more independent professional expert(s) of national or international standing.

(2) Refereed Proceedings: Should be listed as a separate category under Refereed Publications, and the nominee should provide a brief explanation of the review process for the proceedings. This may be entered as a footnote to the publication list.

(3) Non-refereed Publications: Materials listed under non-refereed publications should include not only those journal articles that have not been refereed, but also extension publications delivered in print or via electronic format, and electronic bulletins.

(4) When listing publications, please do not use the term “forthcoming.” Use one of the following:

(a) Accepted: A publication is defined as accepted if it has been finally accepted for publication by an editorial board or similar entity empowered to authorize publication, and will appear in print in the future.

(b) In press: A publication is defined as in press if it has been accepted for publication and has been copy-edited, or otherwise made ready for publication at a date certain.

If a publication is listed as “accepted” or “in press” in Section 16, a copy of the letter of acceptance must be included as a PDF in Section 33. Please include the name of the article on the acceptance, if it is not already stated, and indicate the approximate length of the publication in the citation.

(c) Submitted: The term “submitted” refers to a manuscript that has been submitted to a publisher for publication review. Submitted publications are to be listed in Section 33 rather than Section 16. If the publication is still in the writing stage, please do not include it in the

packet. Books that are under contract but have not yet been completed or accepted for publication are to be listed in Section 33.

- (5) Graduate students, post-docs, residents, fellows and interns listed as authors should be identified using the key.
- (6) Be sure that pagination is listed. If an article is longer than one page, give first and last page numbers.
- (7) Media releases are considered “Miscellaneous” publications.
- (8) “Reviews” refers to reviews written by you about someone else’s work. Reviews of your work, if included, should be listed in Section 14 or Section 33.
- (9) Publication citations of works written in a foreign language should be accompanied by an English translation in parentheses.
- (10) All publications must appear in one of the categories provided.
- (11) Do not include theses and dissertations in the publication listing.
- (12) Online publications require a letter from the publisher (upload as PDF into Section 33) unless the publication can be accessed via a URL.

***Please delete italicized instructions.**

Categories:

- a. Books, Sole Author (*Title, Publisher, Place of Publication, Date, Inclusive Pages*)
- b. Books, Co-authored (*Co-author(s), Title, Publisher, Place of Publication, Date, Inclusive Pages*)
- c. Books, Edited (*Editor, Co-editor(s), Title, Publisher, Place of Publication, Date, Inclusive Pages*)
- d. Books, Contributor of Chapter(s) (*Author, Co-author(s), Title of Book and Chapter, Publisher, Place of Publication, Date, Inclusive Pages*)

- e. Monographs (*Author, Co-author(s), Title, Series of Volume, if applicable, Publisher, Place of Publication, Date, Inclusive Pages*)

- f. Refereed Publications (*Author, Co-author(s), Title, Name of Journal or Publication, Volume, Date, Inclusive Pages*)

- g. Non-refereed Publications (*Author, Co-author(s), Title, Name of Journal, Bulletin, Circular, or other Publication, Volume, Date, Inclusive Pages*)

- h. Bibliographies/Catalogs (*Author, Co-author(s), Title, Publisher, Place of Publication, Date, Inclusive Pages*)

- i. Abstracts (*Author, Co-author(s), Title, Name of Journal or Publication, Volume, Date, Inclusive Pages*)

- j. Reviews (*Author, Co-author(s), Title and Author of Work Reviewed, Where Review was Published, Date, Inclusive Pages*)

- k. Miscellaneous (*Author, Co-author(s), Title, Source of Publication, Date, Inclusive Pages*)

17. LECTURES, SPEECHES, POSTERS PRESENTED AT PROFESSIONAL CONFERENCES/SEMINARS

Please delete this text box after completing this section

For cases involving only promotion, include since your last promotion. For cases involving tenure and promotion, include since hire in tenure-track line at UF or in continuous position at prior institution. The entries must specify if the presentation was invited. In determining which sub-category to use, consider the target audience, location of the presentation, type of conference, etc. "International" refers to presentations at locations outside of the United States and/or international societies hosting the event in the United States. "Local" refers to scientific talks provided within the UF or Gainesville community. This section should include only presentations actually given by the candidate. Lectures, speeches, or posters presented by postdoctoral associates, graduate students, or others under your supervision and where you were listed as a co-author but not co-presenter should be summarized or discussed in Section 9. **Write "None" in every category and subcategory for which there are no entries.**

NOTE: If you have entered your lectures, speeches or posters into the OPT self-service module, they will auto-populate in this section and display only active categories.

*Please be sure to list all letters and headers. Put “None” if the faculty has nothing to report. These are the candidate’s presentations. Include only if they did the presentation OR if their mentee did the presentation and they were present to help with questions.

- a. International
- b. National
- c. Regional
- d. State
- e. Local

18. SPONSORED PROJECTS

Please delete this text box after completing this section

For cases involving only promotion, include since your last promotion. For cases involving tenure and promotion, include since hire in tenure-track line at UF or in continuous position at prior institution. In this specific case, sponsored projects from the prior institution should be put into a similarly formatted table. Include all subcategories (a)-(c). **If there is no data for the category, write “None”.**

Information on funding amounts for both external and internal grants and contracts should include **both the percentage of your share, and the total amount of the grants.** The only roles to be included in the information are Principal Investigator, Co-Principal Investigator, Senior Personnel, Investigator, or Sponsor of Junior Faculty. **Some data has been imported from contract and grant records from awards received at UF. If you find a discrepancy, please contact the Division of Sponsored Programs via email at ufawards@ufl.edu. Please update, correct or add information as necessary.** Expand the charts as needed.

*Candidate Allocation Amount is the amount the candidate manages and is responsible for – can easily be the total award.

*Include agency identifying number under the “Reporting Agency” column.

*Check your MATH

1. Provide a listing of each funded grant, including the title and effective dates of the contract/grant, whether it was internally or externally funded, the amount of the award, the percentage assigned to you, the name of the external funding agency, and your role, i.e., P.I., co-P.I. (including percentage responsibility), Senior Personnel, Investigator or Sponsor. **No other roles should be included in this list.** If applicable, the list should include funding received while employed by another institution.

a. Funded –

1.

List of Funding - Internal <Year> to <Year>

Role	Reporting Agency	Grant Title	Dates	Awarded/ Anticipated	Candidate Allocation (\$Amount)

List of Funding - External <Year> to <Year>

Role	Reporting Agency	Grant Title	Dates	Awarded/ Anticipated	Candidate Allocation (\$Amount)

Please delete this text box after completing this section

Provide an overall Summary, by Role, of the information from the list in a.1. above; include only those amounts allocated to the candidate, not the total award, divided as direct and indirect costs. For assistance with these values, please run the 'UFIRST Projects' report available at this path: Enterprise Analytics > Sponsored Program Information > Awards > UFIRST Projects.

*** Do not skip this – please provide a summary for section 2 and a narrative for section 3.**

* Below is the COM Summary table that must be used

2.

Summary of Grant Funding, <Year> - <Year>

	Total Award			Candidate Allocation		
ROLE	TOTAL	Direct Costs	Indirect Costs	TOTAL	Direct Costs	Indirect Costs
Principal Investigator						
Co-Principal Investigator						
Investigator						
Sponsor of Junior Faculty						
Total						

3. A short narrative explanation of grant funding may be included

b. Submitted – Pending Decision

Please delete this text box after completing this section
Provide a list that includes the date of submission and other relevant information as in 18.a, including if a resubmission.

c. Submitted - But Not Funded

Please delete this text box after completing this section
Provide a list that includes the date of submission, amount of proposal, name of agency, proposed role of nominee. Indicate any resubmissions.

19. SERVICE NARRATIVE

Please delete this text box after completing this section
In no more than 750 words explain your participation in the governance processes and service to your unit(s), college, UF or external constituencies. Describe briefly how your engagement has impacted the constituencies for which the service is performed. Include information on how your service connects to or informs your research, teaching, and/or

profession and your rationale and goals for engagement. This section allows you to summarize and attach significance; do not list items, or repeat items noted elsewhere except to summarize or reference their impact.

20. UNIVERSITY GOVERNANCE AND SERVICE

Please delete this text box after completing this section

This area should include information regarding the nominee's service to the university such as membership on university, college, and department/center committees. **Write "None" under all subheadings where you have nothing to report.**

- a. University
- b. College
- c. Department/Center

Please delete this text box after completing this section

Items 21 and 22 are not needed for this document.

23. INTERNATIONAL ACTIVITIES

Please delete this text box after completing this section

Briefly describe your international teaching, research, and service activities in light of their significance for your scholarly career, including your rationale and goals for engagement in international activities, and any outcomes or impact resulting from your international engagement. This section allows you to summarize and attach significance; do not list items, or repeat items noted elsewhere except to summarize or reference their impact.

Please delete this text box after completing this section

Item 24 is not needed for this document.

25. CLINICAL SERVICE, CLINICAL ACTIVITIES, OR CLINICAL PORTFOLIO

Please delete this text box after completing this section

The evaluation of clinical service should include a commentary by the department chair or division chief on assignment and performance.

The purpose of this clinical portfolio is to provide documentation of clinical excellence for faculty who have a major clinical assignment. Information provided here should not duplicate what is already contained in other sections of the Promotion and Tenure packet. Rather, you should highlight and comment on the importance of some items (e.g. clinical publications, presentations), as well as providing the additional requested data that will establish excellence in patient care. For each of the following 12 components, please enter all information that is available for your clinical activities. You should state “none” or “not available” for elements not applicable in your circumstance. You may delete the instructions (presented in italics) prior to finalizing your portfolio. **Please limit the completed portfolio to 12 pages.**

1. . Clinical Billing Activity.

Please delete this text box after completing this section

The following chart should be completed and expanded as available.

Year	2019-20	2018-19	2017-18	2016-17	2015-16
Clinical FTE					
RVU target					
RVU actual					
UHC target* for __ clinical FTE					

Please delete this text box after completing this section

May be obtained from the Department Administrator. Be sure the UHC (University HealthSystem Consortium) target for comparison is selected for a similar %clinical effort or is explained in a footnote to the table. If your department uses another national standard for comparison of workload expectations, substitute that standard for the UHC target and briefly describe the basis for its assessment. If your clinical FTE assignment includes leadership or administrative components that will not result in billable RVUs, adjust your actual clinical FTE to an “effective clinical FTE” and provide an explanation in a footnote. E.g. if you have 75% clinical assignment which includes 25% assignment to provide administrative oversight of an ICU beyond the time providing clinical care, base your RVU targets on a 50% clinical FTE and place an “” for each year with a clinical FTE that differs from the assignment listed in Section #4 (Assignment Since Last Promotion or Since UF Employment) of your packet.

2. Supervisor’s Statement.

Please delete this text box after completing this section

Include a letter or statement from your division chief or department chair addressing your clinical assignment and performance.

3. Evaluations *(insert or summarize)*

a. Summary of clinical performance.

Please delete this text box after completing this section

Highlight the chair's assessment of clinical performance as contained in the annual letters of evaluation. This information may be presented as a descriptive summary or in table format.

4. Patient satisfaction scores *(insert or summarize)*

a. Patient satisfaction data.

Please delete this text box after completing this section

Provide any available assessment of patient satisfaction with the quality of care rendered by the candidate. Metrics should be provided for the most recent five years, if available. This information is collected within UF clinics. The department or hospital may also obtain inpatient information. If individual-level data are not available, include any available information that is relevant to the candidate, such as overall scores for the specific inpatient or outpatient service or clinic location. Indicate your role within that setting, if group data are provided. Provide benchmark results for the department, if available. Questionnaires may cover such items as:

- i. Timeliness of access
- ii. Experiences with doctor communication
- iii. Patient centered care – experiences with shared decision making
- iv. Patient centered care – experiences with getting needed information
- v. Overall satisfaction with the care provided

5. Commitment to ongoing growth in clinical performance

Please delete this text box after completing this section

Include any elements that indicate maintenance of skills, participation in certification processes, and participation in programs that advance the scope or skills of your practice in the field. Examples include:

a. Self-improvement activities.

Please delete this text box after completing this section

Improvement of your knowledge or clinical practice skills through CME courses, maintenance of certification activities, and passing credentialing or board examinations.

b. New skills acquired.

Please delete this text box after completing this section

Development of new clinical or procedural skills. Providing unique techniques, procedures or skills for care within the department or institution. For patents and copyrights of clinical material refer to items already listed in Section #15 (Patents and copyrights), and describe how these enhance or have the potential to enhance patient care and improve outcomes.

c. Role in new models of patient care.

Please delete this text box after completing this section

Development and implementation of new models of care delivery, clinical pathways, leadership of interdisciplinary teams or other creative activities designed to evaluate and improve the quality of medical care.

d. Role in efficiency and quality of practice patterns.

Please delete this text box after completing this section

Include examples of practice reorganizations, analysis of health care delivery, improvements in access or cost-effectiveness or other creative interventions that have improved the health of populations, the efficiency of practice or the quality of care.

e. Summary of creative works and activities related to patient care.

Please delete this text box after completing this section

Cite works and activities previously described in Section #14 (Creative Works or Activities) here if they are directly related to enhanced patient care.

6. Quality of care metrics

Please delete this text box after completing this section

Insert any available measures of how you or your working group compares to expected performance for standards of clinical practice. Include evidence of excellence in the quality of patient care including compliance with discipline and departmental specific quality metrics that are based on established best practices and evidence **from published works or national guideline-establishing authorities**. These may include out-patient or inpatient measures over the most recent five years. If five years are not available, a minimum of three years is

acceptable. Please provide benchmarks for reference groups for all reported metrics, if available.

7. Clinical leadership

Please delete this text box after completing this section

Provide a description of your role(s) as a leader in clinical practice within the institution or beyond. Examples include membership on departmental or hospital committees such as infection control, utilization review, medical directorships, or departmental physician director of quality. Describe each leadership role and how you positively influenced patient care programs. Additional indicators of clinical leadership include program building and mentoring junior faculty within the clinical practice setting. Building integrated programs that span other disciplines and departments should be highlighted

8. Clinical referrals

Please delete this text box after completing this section

[Note: faculty members who practice only within the VA system or who practice only in hospital- based practices(hospitalists, radiologist, anesthesiologists) need not complete this section unless applicable]

Document the number and type of clinical referrals to your specific practice from outside the immediate Gainesville or Jacksonville environs, if available. This may include an analysis of patient demographics from billing data and submission of letters from referring providers. You may also include data that demonstrates the impact of downstream referrals by you to other faculty members or clinical programs of patients outside the usual catchment region. This may include reporting of the number of patients referred over time to the institution for the faculty member's scope of practice such that increases in referrals can be attributed to the faculty member. If such measures are not available, state: not available.

9. Other pertinent information

Please delete this text box after completing this section

Provide documentation that supports clinical excellence not cited in other sections of this package. Examples may include patient testimonials, donations in honor of the clinician by a grateful patient, and other recognitions from peers or trainees. (Indicate if unsolicited by creating a heading "Unsolicited" for any included direct comments

26. SERVICE TO SCHOOLS

Please delete this text box after completing this section

In 1984, the Legislature determined that service to the public schools (K-12) would be considered for tenure and/or promotion purposes. List such service in this section. Service must be related to your academic field; do not include general volunteer work

27. MEMBERSHIP AND ACTIVITIES IN THE PROFESSION

Please delete this text box after completing this section

Use this area to communicate your contributions to your profession including memberships in professional societies and organizations. When listing memberships, be sure to include committee memberships, inclusive years, and any offices held. Examples of independent professional activities would include giving testimony to a congressional committee or serving as a reviewer for grants. All listings must indicate dates of service. Write "None" under all subheadings where you have nothing to report.

A. MEMBERSHIPS

- a. International
- b. National
- c. Regional
- d. State
- e. Local

B. ACTIVITIES IN THE PROFESSION

- a. International

- b. National
- c. Regional
- d. State
- e. Local

28. HONORS

Please delete this text box after completing this section

List those honors, awards and prizes received as part of your professional career. Write “None” under all subheadings where you have nothing to report. **NOTE: If you have entered your honors and awards in this OPT self-service module, they will auto-populate in this section.**

- a. International
- b. National
- c. Regional
- d. State
- e. Local

Please delete this text box after completing this section

Items 29-33 are not needed for this document.

34. FURTHER INFORMATION

Please delete this text box after completing this section

This is a general section that allows you to include any additional information you wish to include, such as letters of acceptance from publishers, a list of submitted publications, information on forthcoming books, unsolicited letters of recommendation (duly labeled as such), committee reports, and reviews of artistic performances. Information should be restricted to professional accomplishments and should not include such items as “thank you” or acknowledgment letters.

Do not include vitas/resumes, publication reprints and reprint requests in the packet. These may be requested by the reviewing bodies at any level of the process.

This section may also be used for any additions or changes that need to be entered once the packet is certified for review.

SUMMARY - SELF-ASSESSMENT.

Please delete this text box after completing this section

Provide a statement outlining the strengths and weaknesses of your portfolio and your plans for the coming year(s). Indicate when you are considering entering the tenure/promotion cycle.

Faculty Member Signature

Date